



Tuesday 12th September

Year 1 Meeting





Meet the Team

Year 1

*Bunny Rabbits - Mrs Bancroft &
Mrs Redfearn and Miss Habberfield &
Mrs Drew-Hyman*

*Rhinos - Mr Rawlins and Miss Foster plus
Miss Gadsby*



Welcome to Year 1!

How things are different from
EYFS.



Phonics

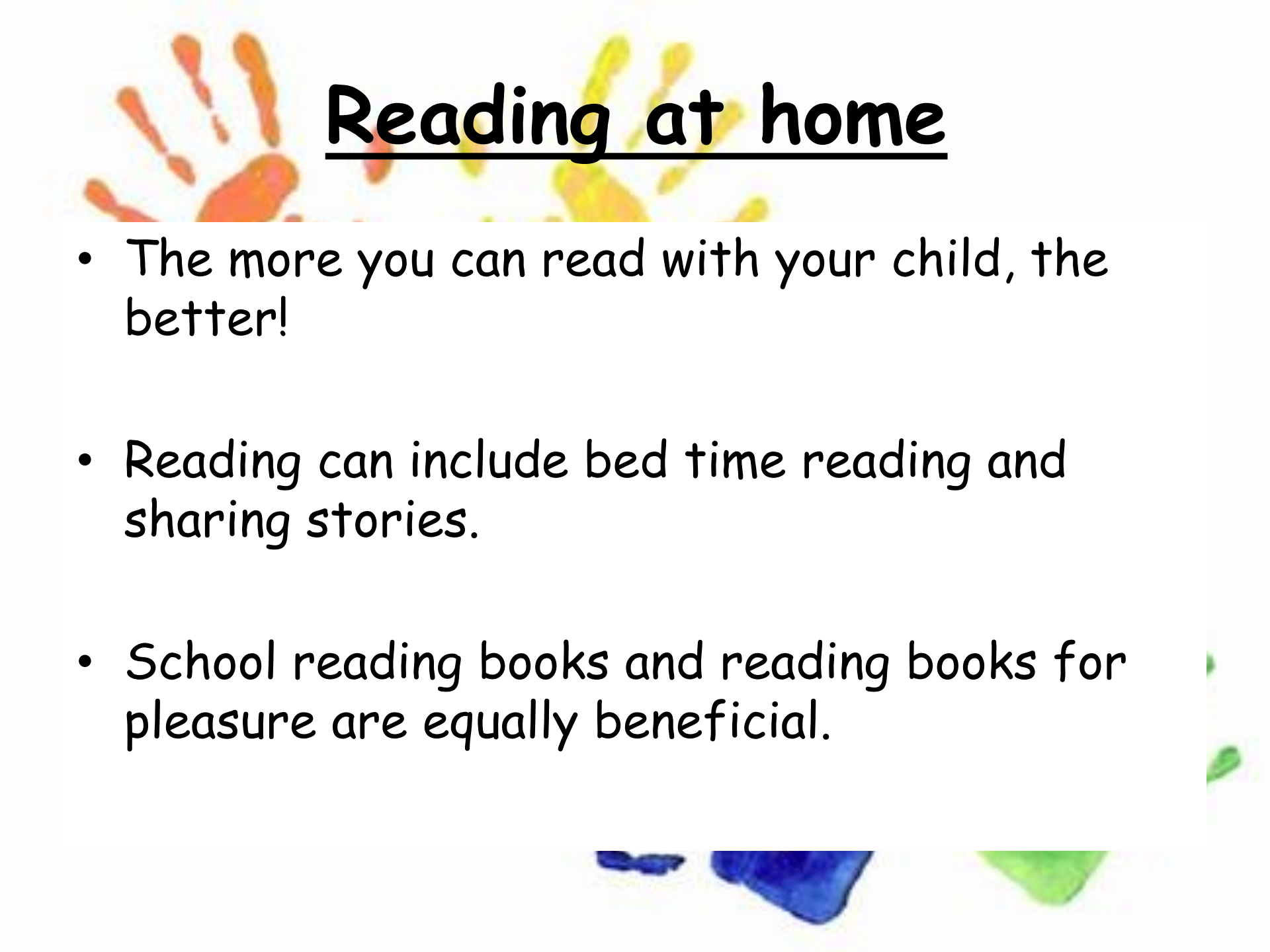
- Phonics is taught every day in Year 1.
- Focusing on phonemes in words, sounding words out, segmenting and blending to read and write.
- Also learning words that cannot be sounded out. Eg. Was, go, the.
- How you can help... take a pack home to look through!





Reading

- *The more that you read, the more things that you will know. The more you learn, the more places you will go.*
- Dr Seuss
- All children will read individually at least once per week with an adult.
- Guided (group) reading activities will happen every week.



Reading at home

- The more you can read with your child, the better!
- Reading can include bed time reading and sharing stories.
- School reading books and reading books for pleasure are equally beneficial.



Reading continued ...

- We encourage the children to read through their school reading book 3 times so that they can develop understanding and fluency.
- Pupil passport books.





Writing

- Children write all the time in school!
 - We promote writing through all of the foundation subjects and encourage the children to be **PROUD** in their presentation of all of their writing.
 - We want the children to love writing!
- 
- 



Writing at Home

- Encourage your child to write:
 - - birthday cards
 - - shopping lists
 - - letters to relatives and friends
 - - thank you letters
 - - reminders for things for school
- instructions for games they have made up or models they have made out of lego etc.
- e-mails



Maths

- We learn maths every day.
- Focus lessons on number, addition, subtraction, more/less.
- Concrete, pictorial, abstract way of learning.





Maths at home

1. Talk about: How many knives and forks you will need to set the table? How many people are in the queue at the supermarket check-out? Which glass will hold the most orange juice?
2. Play games like 'Snakes and Ladders' that involve taking turns and using a dice and counters to move around a board.
3. Look for numbers in books, on posters, in comics, on buses, cars, and road signs.
4. Talk about the shapes of things.
5. Do jigsaws.
6. Some computer games can really benefit your child's mathematical understanding through play.
7. Undertake mathematics activities
8. Practise number formation.





Themes

- Our topics change every term or half term.
- We vary our plans as much as possible in order to engage the children's interests.





Topics this year

Year 1

- Mermaids and Pirates
- Fairy tales
- Dinosaurs
- Animals





School and PE uniform

- Please label all uniform.
- Wellies are useful to keep in school.
- PE kit should be in school each day, in case our timetable changes unexpectedly.



A red handprint is on the left and a yellow handprint is on the right, both with fingers spread.

Show and tell

- More of a routine in Year 1!
- Show and tell bag

Please encourage your children to keep precious things and toys at home unless they have the show and tell bag.



Homework

- Weekly spellings will begin after half term.
- Reading at home at least four times a week. *Please record in diaries.*
- Athletics homework will be set on a Thursday. Login details are in the reading diaries.



A red handprint is on the left and a yellow handprint is on the right, both with a soft, watercolor-like texture.

Contacting us

- A quick message in the morning or after school is fine!
- Please make an appointment with us otherwise.
- First port of call is always the class teacher.





Facebook

- Year 1 closed facebook group.
- Search for 'Yearone Rawlins' and send a request.





Thank you for your time!

